










# 自転車組み立て場所 注意事項 Bicycle Assembly Point Cautions

-  自転車の組み立て／解体以外での使用を禁止します。 Use for any purpose other than assembling/disassembling bicycles is prohibited.
-  **ここは駐輪場ではありません。**駐輪を発見した場合には**移動させていただくことがございます。** This is not a bicycle parking lot. Bicycles may be removed if found parked.
-  出たごみは放置せず、室内ゴミ箱へ捨て下さい。 Trash should be thrown in the trash cans inside the terminal buildings. Please do not leave your trash here.
-  **場内の事故・破損・盗難・紛失・お怪我等については一切の責任は負いかねます。（貸出空気入れ・工具の取り扱いを含む）**  
We are not responsible for any accident, damage, theft, loss of property or personal injury occurring inside the cycle station.  
(Including the handling of the rental bicycle pump and other rental bike tools)
-  自転車以外の物品、危険物等の持ち込み放置は固くお断りいたします。  
Only bicycles can be brought in. Other goods as well as hazardous materials are strictly prohibited here.
-  空気入れ・自転車用工具は館内案内所にて貸出しております。お気軽にお声がけください。  
Bicycle pump and other bike tools can be borrowed at the information counters inside the terminal buildings. Please feel free to tell the information staff.

**お怪我等重大な事故に繋がる恐れがあるため以下の行為は固くお断りいたします。**  
The following behaviors are strictly prohibited as they may lead to personal injury or other serious accidents.

-  サドル掛けで決して遊ばないでください。 Never play with the bicycle saddle holder.
-  ターミナルビル前はバス、タクシー、降車専用道路のため**自転車の進入**及び安全のため**歩道での走行は禁止です。** 走行可能エリアまで自転車から降り、押して移動してください。  
The road in front of the terminal building is for buses, taxis, and drop-offs only so that bicycles are not allowed to enter. For safety reasons, riding a bicycle on the sidewalk is also prohibited. Please get off your bicycle and walk it until you reach the rideable area.
-  ターミナルビル前は一方通行です。矢印方向へお進みください。  
The road in front of the terminal building is a one-way road. Please proceed in the direction of the arrow.

北海道エアポート

ターミナルビル前はバス、タクシー、降車専用道路のため自転車進入禁止です。安全のため自転車から降り、歩道を押して走行可能エリアまで移動してください。  
Bicycles are not allowed to enter the road in front of the terminal building as it is a dedicated road for buses, taxis, and drop-offs. For your safety, please get off your bicycle and walk it on the sidewalk until you reach the rideable area.

